

BEPower
+ BELLOTA + POWER

NEW RANGE OF TOOLS DESIGNED
FOR PROFESSIONALS WHO ALWAYS
GO THE EXTRA MILE

**THE MORE
BELLOTA,
THE MORE
POWER!**



 **BELLOTA**



BEPOWER
+ BELLOTA + POWER

**STURDY AND
LONG-LASTING
TOOLS WITH AN
EXTRA POWER**

Yo know us, at Bellota we always go further. That's why we are expanding our product portfolio with the BEPOWER range.

**+RELIABILITY
+PROFESSIONALISM
+QUALITY
+EFFICIENCY**

CONTENTS



TILLER RANGE

+EFFICIENCY +RELIABILITY



TILLER
REF: MZ3010E / EAN: 8414299085556

See page 4 for further information



TILLER
REF: MZ2010E / EAN: 8414299085532

See page 4 for further information

ELECTRIC SPRAYER

+EFFICIENCY +COMFORT



ELECTRIC SPRAYER
REF: PL1600BE / EAN: 8414299075861

See page 6 for further information

BRUSHCUTTER RANGE

+QUALITY +RELIABILITY




BRUSHCUTTER
REF: DB5300E / EAN: 8414299079067

 POWERED BY KAWASAKI
ULTRA EASY START

See page 8 for further information



BRUSHCUTTER
REF: DB4500E / EAN: 8414299076776

 POWERED BY KAWASAKI

See page 8 for further information

PRESSURE WASHERS

+FLOW +INTENSIVE

PRESSURE WASHER
REF: HL4800PROE /
EAN: 8414299085129



See page 10 for further information

PRESSURE WASHER
REF: HL3300PROE /
EAN: 8414299085112



See page 10 for further information

PRESSURE WASHER
REF: HL3000PROE /
EAN: 8414299085105



See page 10 for further information

COMPARATIVE TABLES

See page 12 for further information

ACCESSORIES

See page 16 for further information

WARRANTY

See page 19 for further information



BEPOWER
+ BELLOTA + POWER

TILLERS RANGE

+EFFICIENCY+RELIABILITY

GENERAL FEATURES

- 01

► **BELLOTA BLADES
MADE IN SPAIN**

Made of Al Boron 27MnCr25 with 49/51 HRc hardness and 1mm edge, which improves the effectiveness of the machine.
- 02

► **4T ENGINE:
7HP/ 212cc**
- 03

► **CHAIN + BELT
TRANSMISSION SYSTEM**
- 04

► **DOUBLE
FILTER**

Filter in oil bath + dry, for better protection of the engine, especially in dry soils.
- 05

► **OIL LEVEL
SENSOR**

Engine protection system.
- 06

► **SIDE
DISCS**

For guiding the ploughed area and maintaining a straight line of work.

ACCESSORIES *See Accessories on page 16*

MZ3010E
EAN: 8414299085556

**7
HP** **212
CC**



Bellota blades made in Spain

Handlebar with horizontal and vertical adjustment system

Speeds -1, 0, 1, 2, 3:
3 forward + 1 reverse



Side pneumatic wheels for easy transport (4.00x8")

8 groups of cutters with Bellota blades

Engine displacement	212 cc	Working width	450-650-850-1050 mm
Power	7 CV	Working depth	300 mm max
Transmission type	Double belt + chain	Frame	Cast iron
Number of cutters	32		

► Suitable for ripping dense, solid soils and digging large areas.

MZ2010E
EAN: 8414299085532

**7
HP** **212
CC**



Bellota blades made in Spain

Handlebar with horizontal and vertical adjustment system

Speeds -1, 0, 1, 2:
2 forward + 1 reverse

6 groups of cutters with Bellota blades

Front wheel for easy transport

Engine displacement	212 cc	Working width	450-650-850 mm
Power	7 HP	Working depth	300 mm max
Transmission type	Double belt + chain	Frame	Aluminium
Number of cutters	24		

► Suitable for cultivation of small plots and medium-sized areas.



GENERAL FEATURES

- 01

▶ **HOMOGENEOUS SPRAYING**

Better results, increased efficiency and reduced user fatigue.
- 02

▶ **REMOVABLE 2.5 Ah – 18 V LITHIUM BATTERY.**

Autonomy of 175 / 190 l. Removable for easy charging.
- 03

▶ **VITON SEALS**

Highly resistant to abrasive fluids, weather and UV rays. Highly resistant to deformation and wear.
- 04

▶ **2 WORKING POSITIONS**

Herbicide and insecticide/ fungicide: to adjust to the pressure and flow rate required according for use.
- 05

▶ **ERGONOMIC DESIGN**

Padded back area and professional padded adjustable harness for a better fit for each user and a better experience.
- 06

▶ **HIGH DENSITY PET TANK**

16l capacity, strength, durability and versatility.

CONTENT

- ▶ 80 cm fiberglass lance:lighter and more comfortable for continuous use without fatigue.
- ▶ High resistance PP ergonomic handle: with stationary position to enhance ergonomics for the user.
- ▶ Removable 2.5 Ah - 18V lithium battery and charger.







ACCESSORIES

See Accessories on page 17

PL1600BE
EAN: 8414299075861



INTERCHANGEABLE NOZZLE SET

Nozzle	Use
 Adjustable conical (full cone)	Small spot applications of insecticides, herbicides or fungicides.
 Conical (Hollow cone)	For pests affecting large areas. Fungicides and insecticides.
 4 holes Adjustable	Application of fungicides and insecticides in leafy crops where deep penetration is required. For soil applications, lateral applications in trellis crops and high applications in fruit trees.
 Flap	Contact fungicide and insecticide applications.

▶ Electric sprayer. Suitable for insecticide, fungicide and herbicide application.



BEPOWER
+ BELLOTA + POWER

BRUSHCUTTER RANGE

+QUALITY +RELIABILITY

GENERAL FEATURES

- 01

► **2T KAWASAKI ENGINE/ WALBRO CARBURETOR**

Maximum confidence and reliability for the user.
- 02

► **VIBRA CONFORT: VIBRATION ABSORPTION SYSTEM.**

Four-point vibration absorption system. Maximizes comfort and reduces effort during use.
- 03

► **HIGH PERFORMANCE PROFESSIONAL CLUTCH**
- 04

► **CHROMED PISTON AND CYLINDER**
- 05

► **TRANSMISSION BAR**

28 mm with self-lubricating bearings.
- 06

► **MULTIFUNCTION AND ADJUSTABLE HANDLEBAR**

CONTENT

- 305 mm 3 point blade.
- Semi-automatic head. 3mm wire.
- 1l gasoline and oil mixer container.
- Professional double harness: padded, adjustable and with easy attachment to the machine.



ACCESSORIES

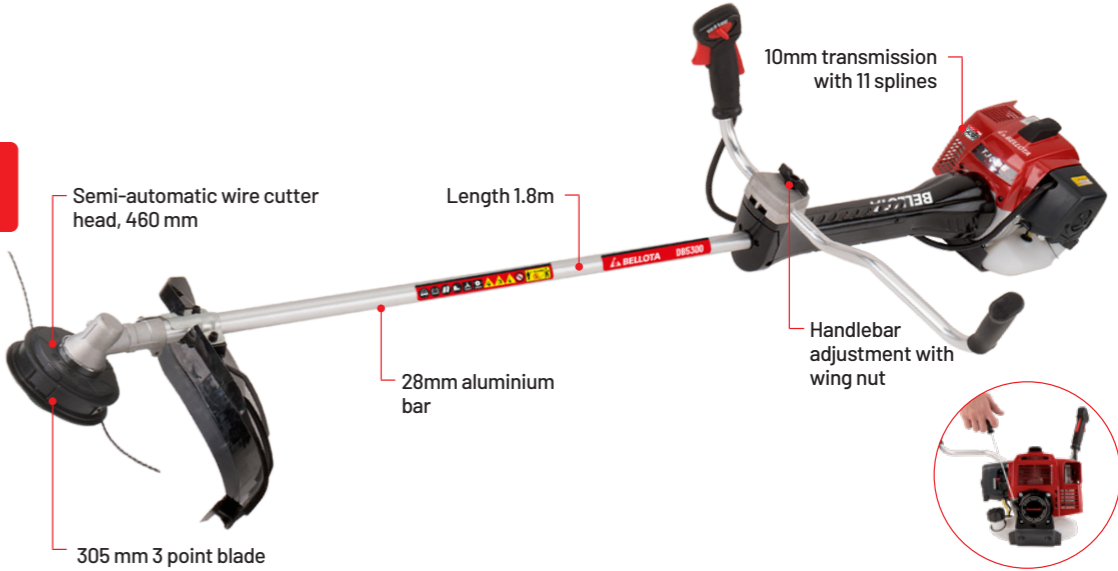
See Accessories on page 17

DB5300E
EAN: 8414299079067

53.2 CC **2,68 HP** **2,0 kW**



POWERED BY
KAWASAKI



Ultra Easy Start
System

Engine displacement	53,2 cc	Maximum speed	10000 rpm
Rated power	2kW/3.3HP	Clutch	Professional clutch (HD clutch)
Engine type	Kawasaki	Handlebar type	Open
Idle speed	2850 rpm		

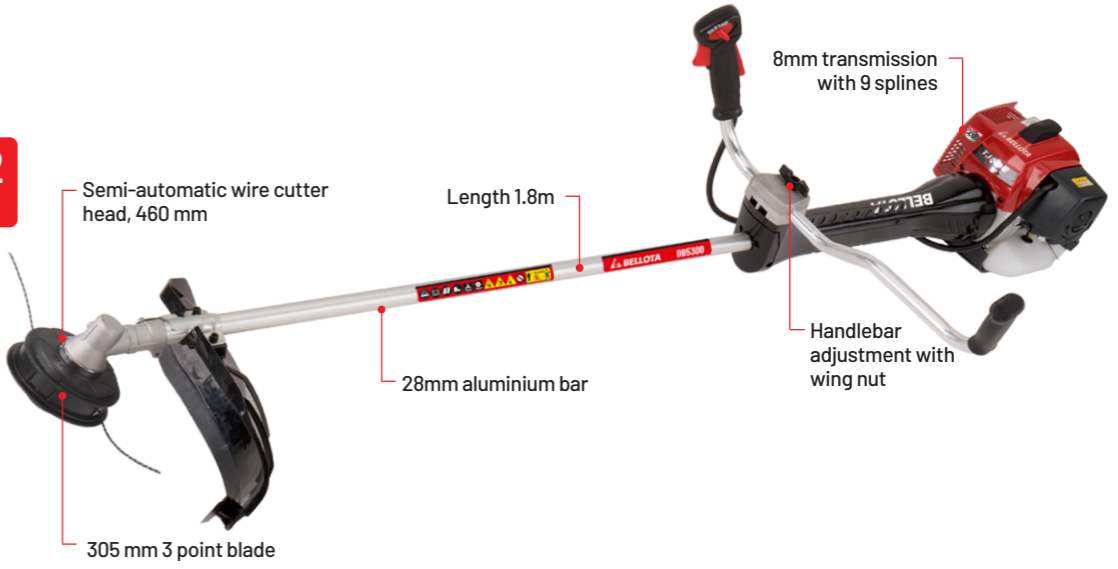
► Brushcutter for clearing woody weeds and overgrown grass areas.

DB4500E
EAN: 8414299076776

45,4 CC **1,9 HP** **1,42 kW**



POWERED BY
KAWASAKI



Engine displacement	45,4 cc	Maximum speed	10000 rpm
Rated power	1,42 kW/ 1,9 HP	Clutch	Professional clutch (HD clutch)
Engine type	Kawasaki	Handlebar type	Open
Idle speed	2850 rpm		

► Brushcutter for clearing overgrown grass areas.



BEPOWER
+ BELLOTA + POWER

PRESSURE WASHERS

+FLOW +INTENSIVE

GENERAL FEATURES

- 01**

► **PROFESSIONAL BRASS PUMP**
Maximum durability.
- 02**

► **INDUCTION ENGINE**
Creates a magnetic field that sets it in motion. Suitable for intensive use, as it ensures longer life and higher performance.
- 03**

► **PROFESSIONAL RANGE OF INTENSIVE USE**
- 04**

► **TOTAL STOP SYSTEM**
Protects the engine from overheating.
- 05**

► **WATER SUCTION CAPACITY**
Increased versatility and comfort for the user.
- 06**

► **POSSIBILITY TO USE DETERGENT**

CONTENT

- Stainless steel reinforced gun.
- Foam sprayer with 1000 ml soap tank.
- High pressure hose made of steel reinforced rubber.
- 600mm stainless steel lance with brass connections.
- Turbo nozzle to treat the most difficult dirt.
- Interchangeable high pressure nozzles 0°, 15°, 25°, 40°.



ACCESSORIES

See Accessories on page 18


HL4800PROE
EAN: 8414299085129



5 m power supply cable with three-phase current

High flow rate	800 l/h
Maximum pressure	170 bar
Power	4.8 kW(three-phase)
Pump	Linear brass with ceramic pistons
Hose	15m high pressure
Frame	Steel

- Ideal for cleaning agricultural and industrial machinery, agricultural workshops, industrial buildings, industrial sector and surfaces up to 2000m2.



HL3300PROE
EAN: 8414299085112

High flow rate	630 l/h
Maximum pressure	150 bar
Power	3,3 kW
Pump	Linear brass with ceramic pistons
Hose	10m high pressure
Frame	Steel

- Ideal for cleaning agricultural and industrial machinery, swimming pools, warehouses and 500m2 areas.



HL3000PROE
EAN: 8414299085105

High flow rate	510 l/h
Maximum pressure	160 Bar
Power	3 kW
Pump	3P Brass with hardened steel pistons
Hose	10m High Pressure Hose with Reel
Versátil	Wheeled trolley + fixed support

- Ideal for cleaning agricultural and industrial machinery and large surfaces.



TILLERS



BEPOWER
+ BELLOTA + POWER

Feature	MZ3010E	MZ2010E
Use	Dense soils and large surfaces	Small plots and medium-sized surfaces
Engine displacement	212 cc	212 cc
Power	7 HP	7 HP
Transmission type	Double belt + chain	Double belt + chain
Gears	3+1	2+1
Milling cutters groups	4 milling cutters groups(2+1+1+disc)	3 milling cutters groups (2+1+disc)
Number of cutters	32	24
Working width	450-650-850-1050 mm	450-650-850 mm
Working depth	300 mm max	300 mm max
Handlebar	Horizontal and vertical adjustment system	Horizontal and vertical adjustment system
Transport wheels	Pneumatic side wheels (4.00x8")	Front transport wheel
Oil detector	Yes	Yes
Filter	Double air filter, in oil bath + dry filter	Double air filter, in oil bath + dry filter
Oil level sensor	Yes	Yes
Weight (net/gross)	79 / 105 Kg	60 / 83 Kg
Overall dimensions	1420 x 1280 x 1000 mm	1660 x 1250 x 840 mm
Packing dimensions	860 x 410 x 780 mm	860 x 410 x 780 mm

ELECTRIC SPRAYER



BEPOWER
+ BELLOTA + POWER

FEATURE	PL1600BE
Use	Suitable for insecticide, fungicide and herbicide application
Battery	18V, 2.5Ah Lithium-Ion Removable
Battery Capacity	16L
Working positions	2: herbicide and insecticide/fungicide
Nozzle	Hollow cone, fan, adjustable cone and adjustable high flow nozzles with 4 outlets
Pressure	
Flow	Pressure, flow rate and autonomy vary depending on the working position and nozzle selected
Autonomy	
Belts	Padded and adjustable
Special features	Electronic control for homogeneous spraying
	Viton seals
	High resistance ergonomic handle
	800mm fiberglass lance
Weight (net/gross)	4 / 4,5 Kg
Overall dimensions	800x290x500 mm
Packing dimensions	355 x 250 x 520 mm

COMPARATIVE TABLES

BEPower
+ BELLOTA + POWER

BRUSHCUTTERS



FEATURE	DB5300E	DB4500E
Use	Brushcutter for clearing woody weeds and overgrown grass areas	For clearing overgrown grass areas
Engine displacement	53.2cc	45.4cc
Rated power	2 kW / 3.3 HP	1.42 kW / 1.9 HP
Engine type	Kawasaki	Kawasaki
Idle speed	2850 rpm	2850 rpm
Maximum speed	10000 rpm	10000 rpm
Clutch	Professional clutch(HD clutch)	Professional clutch(HD clutch)
Length	1.8 m	1.8 m
Handlebar type	Open	Open
Handlebar adjustment	Without tool, wing nut	Without tool, wing nut
Metal bar	28mm, aluminium	28mm, aluminium
Transmission	10mm with 11 splines	8mm with 9 splines
Cutting blade	Three points, 305mm	Three points, 305mm
Wire cutting	Semi-automatic head, 460mm	Semi-automatic head, 460mm
Carburettor	Walbro	Walbro
Anti-vibration system	Yes, Vibraconfort	Yes, Vibraconfort
Start system	Ultra Easy Start System	Easy Start System
Weight (net/gross)	9.1 / 11.8 Kg	8.1 / 11 Kg
Overall dimensions	1800 x 480 x 670	1800 x 480 x 670
Packing dimensions	1840 x 290 x 290 mm	1840 x 290 x 290 mm

COMPARATIVE TABLES

BEPower
+ BELLOTA + POWER

PRESSURE WASHERS



FEATURE	HL4800PROE	HL3300PROE	HL3000PROE
Use	Ideal for cleaning agricultural and industrial machinery, agricultural workshops, industrial buildings, industrial sector and surfaces up to 2000m2.	Ideal for cleaning agricultural and industrial machinery, swimming pools, warehouses and 500m2 areas.	Ideal for cleaning agricultural and industrial machinery and large surfaces.
High flow	800 l/h	630 l/h	510 l/h
Maximum pressure	170 bar	150 bar	160 Bar
Power	4.8 kW (three-phase)	3.3 kW	3 kW
Motor	Copper wound induction motor	Copper wound induction motor	Copper wound induction motor
Pump	Three-piston linear with brass head and ceramic-coated pistons.	Three-piston linear with brass head and ceramic-coated pistons.	3P brass with hardened steel pistons
Hose	High pressure 15	High pressure 10m	High pressure 10m
Power cable	5 m	5 m	5 m
Nozzles	0°, 15°, 25°, 40° and turbo	0°, 15°, 25°, 40° and turbo	0°, 15°, 25°, 40° and turbo
Special features	1000 ml foam sprayer	1000 ml foam sprayer	1000 ml foam sprayer
	Transport wheels	Transport wheels	Wheeled trolley + fixed support
	Hose hanger	Hose hanger	Hose hanger
	Pressure regulating valve. Pressure gauge	Pressure regulating valve Pressure gauge.	External water filter
	Water suction capacity	Water suction capacity	Water suction capacity
	600Mm metal lance	600Mm metal lance	600Mm metal lance
Weight	59 / 66 Kg	52 / 59 Kg	29.9 / 34.5 Kg
Overall dimensions	810 x 560 x 905 mm	810 x 560 x 905 mm	1000 x 470 x 650 mm
Packing dimensions	730 x 570 x 605 mm	730 x 570 x 605 mm	585 x 370 x 485 mm

BEPOWER ACCESSORIES

BEPOWER
+ BELLOTA + POWER



TILLERS


ACCESSORY		DESCRIPTION	EAN CODE	UNITS/SET	COMPATIBLE WITH
	AC10MZ	Lower filter	8414299116724	1	MZ3010E / MZ2010E
	AC11MZ	Upper filter	8414299116847	1	MZ3010E / MZ2010E
	AC32MZ	4.00x8" Agro wheels	8414299119480	2	MZ3010E / MZ2010E
	AC33MZ	Front transport wheel	8414299119602	1	MZ3010E / MZ2010E
	AC00MZ2010	Complete shaft for tiller	8414299119800	1	MZ2010E
	AC01MZ2010L	Left blade for tiller MZ2010	8414299120264	1	MZ2010E
	AC01MZ2010R	Right blade for tiller MZ2010	8414299120318	1	MZ2010E
	AC02MZ2010	Main blade holder for MZ2010	8414299120356	1	MZ2010E
	AC03MZ2010	Secondary blade holder (2+1) for MZ2010	8414299120387	1	MZ2010E
	AC05MZ2010	Side disc	8414299122350	1	MZ2010E
	AC00MZ3010	Complete shaft for tiller MZ3010	8414299 124750	1	MZ3010E
	AC01MZ3010L	Left blade for tiller MZ3010	8414299120509	1	MZ3010E
	AC01MZ3010R	Right blade for tiller MZ3010	8414299120790	1	MZ3010E
	AC01MZ3010LS	Short left blade for tiller MZ3010	8414299120899	1	MZ3010E
	AC01MZ3010RS	Short right blade for tiller MZ3010	8414299121865	1	MZ3010E
	AC02MZ3010	Main blade holder for MZ3010	8414299121957	1	MZ3010E
	AC03MZ3010	Secondary blade holder (2+1) for MZ3010	8414299122008	1	MZ3010E
	AC04MZ3010	Tertiary blade holder (2+1+1) for MZ3010	8414299122152	1	MZ3010E
	AC05MZ3010	Side disc	8414299122558	1	MZ3010E

BEPOWER ACCESSORIES

BEPOWER
+ BELLOTA + POWER



ELECTRIC SPRAYER

ACCESSORY		DESCRIPTION	EAN CODE	UNITS/SET	COMPATIBLE WITH
	AC11PL1600B	Tank cover assembly	8414299077599	1	PL1600BE
	AC15PL1600B	Filling nozzle filter	8414299077629	1	PL1600BE
	AC17PL1600B	Battery 18V 2.5AH	8414299077643	1	PL1600BE
	AC38PL1600B	Handle	8414299077667	1	PL1600BE
	AC39PL1600B	Fibreglass lance assembly	8414299077681	1	PL1600BE
	AC40PL1600B	Harness	8414299077704	1	PL1600BE
	AC47PL1600B	Adjustable nozzle	8414299077827	1	PL1600BE
	AC48PL1600B	Hollow cone nozzle	8414299077896	1	PL1600BE
	AC49PL1600B	High flow nozzle with 4 outlets	8414299077933	1	PL1600BE
	AC50PL1600B	Fan nozzle	8414299077971	1	PL1600BE
	AC52PL1600B	Fast charger	8414299079074	1	PL1600BE

BRUSHCUTTERS
















ACCESSORY		DESCRIPTION	EAN CODE	UNITS/SET	COMPATIBLE WITH
	AC38DB	Guard	8414299080353	1	DB4500E / 5300E
	AC40DB	Blade	8414299080407	1	DB4500E / 5300E
	AC46DB	Wing nut	8414299080483	1	DB4500E / 5300E
	AC83DB	Wire-holding head	8414299080506	1	DB4500E / 5300E
	AC84DB	3-point blade with guard (ø305x3mm)	8414299808520	1	DB4500E / 5300E
	AC85DB	Professional double harness	8414299808544	1	DB4500E / 5300E
	AC91DB	Mixing can 1l	8414299808568	1	DB4500E / 5300E
	AC70DB4500	ENGINE FILTER DB4500E	8414299114522	1	DB4500E
	AC70DB5300	ENGINE FILTER DB5300E	8414299115482	1	DB5300E

BEPOWER
ACCESSORIES



HIGH PRESSURE WASHERS

ACCESSORY		DESCRIPTION	EAN CODE	UND/ SET	COMPATIBLE WITH
	AC16HLPRO	Nozzle 40º	8414299106640	1	HL3000PROE / HL3300PROE / HL4800PROE
	AC17HLPRO	Nozzle 25º	8414299106626	1	HL3000PROE / HL3300PROE / HL4800PROE
	AC18HLPRO	Nozzle 15º	8414299106596	1	HL3000PROE / HL3300PROE / HL4800PROE
	AC19HLPRO	Nozzle 0º	8414299106565	1	HL3000PROE / HL3300PROE / HL4800PROE
	AC26HLPRO	Metal gun	8414299106718	1	HL3000PROE / HL3300PROE / HL4800PROE
	AC27HLPRO	600Mm metal lance	8414299106732	1	HL3000PROE / HL3300PROE / HL4800PROE
	AC38HLPRO	10m high-pressure hose	8414299106756	1	HL3000PROE / HL3300PROE / HL4800PROE
	AC48HLPRO	Turbo nozzle	8414299106664	1	HL3000PROE / HL3300PROE / HL4800PROE
	AC49HLPRO	Foam can with adjustable nozzle	8414299106688	1	HL3000PROE / HL3300PROE / HL4800PROE
	AC50HLPRO	Hose quick connector	8414299106770	1	HL3000PROE / HL3300PROE / HL4800PROE
	AC51HLPRO	Suction hose	8414299 123654	1	HL3000PROE / HL3300PROE / HL4800PROE
	AC38HL4800PRO	15m high-pressure hose	8414299111446	1	HL3000PROE / HL3300PROE / HL4800PROE
	AC60HL3000PRO	Hose quick connector with water filter	8414299106794	1	HL3000PROE

BELLOTA WITH YOU



ONE-YEAR WARRANTY FOR OUR
BEPOWER RANGE

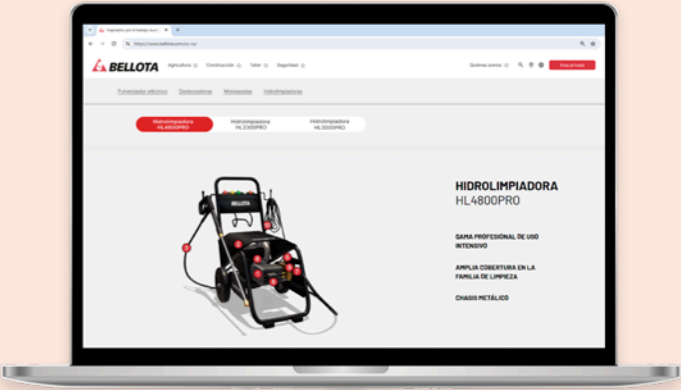
All our products stand out for their quality. Even so, we want to offer you a one-year guarantee on our tillers, sprayers, brushcutters and pressure cleaners, as well as their accessories.

REF: MZ3010E/MZ2010E/ PL1600BE / DB5300E / DB4500E/ HL4800PROE/HL3300PROE/HL3000PROE

LEARN MORE ABOUT THE
BEPOWER TOOLS IN AN
INTERACTIVE WAY.



Scan me!
Scan the QR code
and don't miss a
thing.



BEPower
+ BELLOTA + POWER



Bellota Herramientas, S.L.U

C/ Urola , 10.
20230. Legazpi.
Gipuzkoa. España.

T. (+34) 943 73 90 00
F. (+34) 943 73 15 01

www.bellota.com